



**THE SCHOOL BOARD OF SARASOTA COUNTY, FLORIDA**  
**PUPIL SUPPORT SERVICES**  
**1960 Landings Boulevard Sarasota, Florida 34231**  
**Phone (941) 927-9000 FAX (941) 927-4052**

---

Sonia Figaredo-Alberts, Executive Director  
Pupil Support Services

Kathy Devlin, Supervisor  
Exceptional Student Education

Robyn Marinelli, Supervisor  
Student Services

Sherri Reynolds, Supervisor  
Health/Prevention Services

**MEMORANDUM**

**TO: School Board Members**

**FROM: Sonia Figaredo-Alberts,  
Pupil Support Services**

**DATE: October 13, 2011**

**RE: Historical Gifted Data**

Attached, please find school enrollments from 2007-2008 through what has been projected for 2015-2016. The gifted students are recorded in the FEFP program as Students with Disabilities, along with all other students identified as 251 through 253.

**Historical Data at Cluster Sites from 2007-2008 to Present**

Fruitville Elementary has remained at 5 gifted teachers for the whole entire time.  
Venice Elementary has remained at 7 gifted teachers the whole entire time.  
Booker Middle had 6 teachers and this year reduced by 2 for a total of 4 gifted teachers.  
Sarasota Middle had 8 gifted teachers and this year increased to 9 gifted teachers.

Pine View has remained steady and below 2,250 student population. During 2008-09 the district office established procedures to process all requests for full-time gifted clusters and Pine View. This practice was discontinued on 2010-11 after determining that we were not exceeding capacity at Pine View or any of our full-time cluster sites.

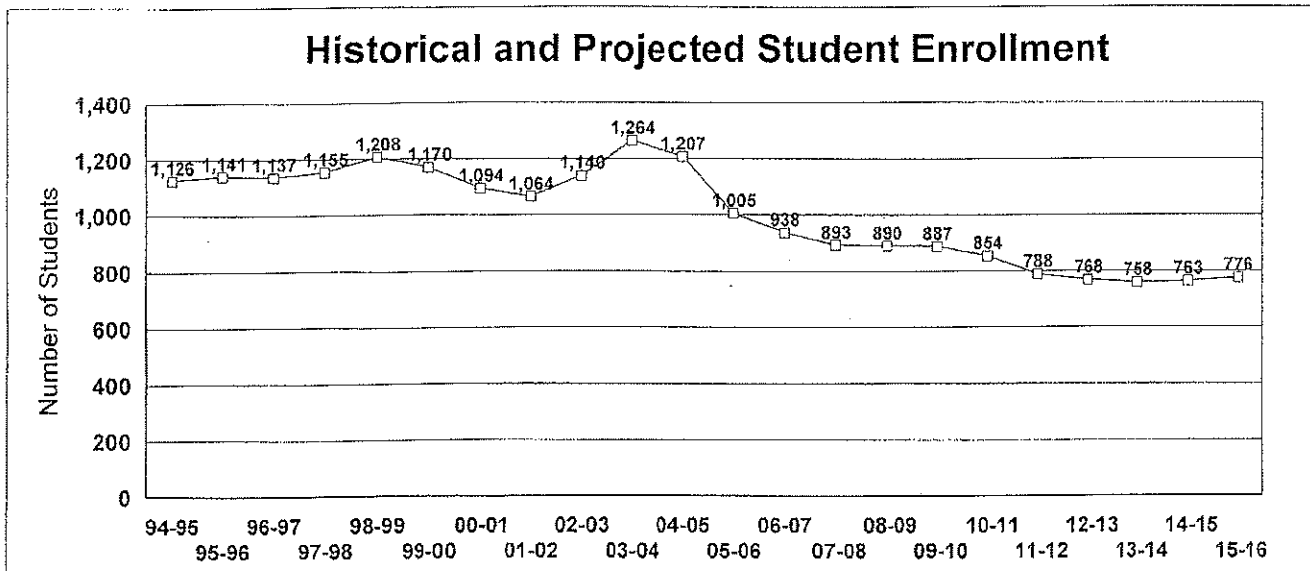
- Informational brochures clearly delineate the process for eligibility and services.
- We continue to educate the community with the process of eligibility and services.
- We continue to provide on-going training to ESE Liaisons on process, requirements and eligibility for gifted services.

**The School Board of Sarasota County, Florida  
Booker Middle School**

School Principal:	Mr. Joseph Bazenas	Year School Opened	1992
School Address:	2250 Myrtle Street Sarasota FL 34234	Year Renovated	N/A
School Phone	(941) 369-5824	Free / Reduced Lunch Percentage	79.28%
School Web Site	bookermiddleschool.org	Title One School	Yes

**Student Enrollment Forecast through 2015-2016**  
Historical Student by enrollment by Grade level information (Based upon October of each school year)

Student Enrollment by Grade Level									
Grade Level	2007-2008	2008-2009	2009-2010	2010-2011	2011-2012	2012-2013	2013-2014	2014-2015	2015-2016
Sixth	351	332	296	293	278	269	281	282	283
Seventh	294	317	316	276	272	258	250	261	262
Eighth	248	241	275	285	238	241	228	221	231
<b>Total by Grade</b>	<b>893</b>	<b>890</b>	<b>887</b>	<b>854</b>	<b>788</b>	<b>768</b>	<b>758</b>	<b>763</b>	<b>776</b>
Students by Program funded through the Florida Education Finance Program									
Basic Education	549	559	574	578	533	519	513	517	525
E.S.O.L.	53	44	42	42	39	38	37	38	38
ESE Level 4									
ESE Level 5									
Vocational									
<b>Total Students by Program</b>	<b>885</b>	<b>874</b>	<b>881</b>	<b>859</b>	<b>792</b>	<b>772</b>	<b>762</b>	<b>767</b>	<b>780</b>



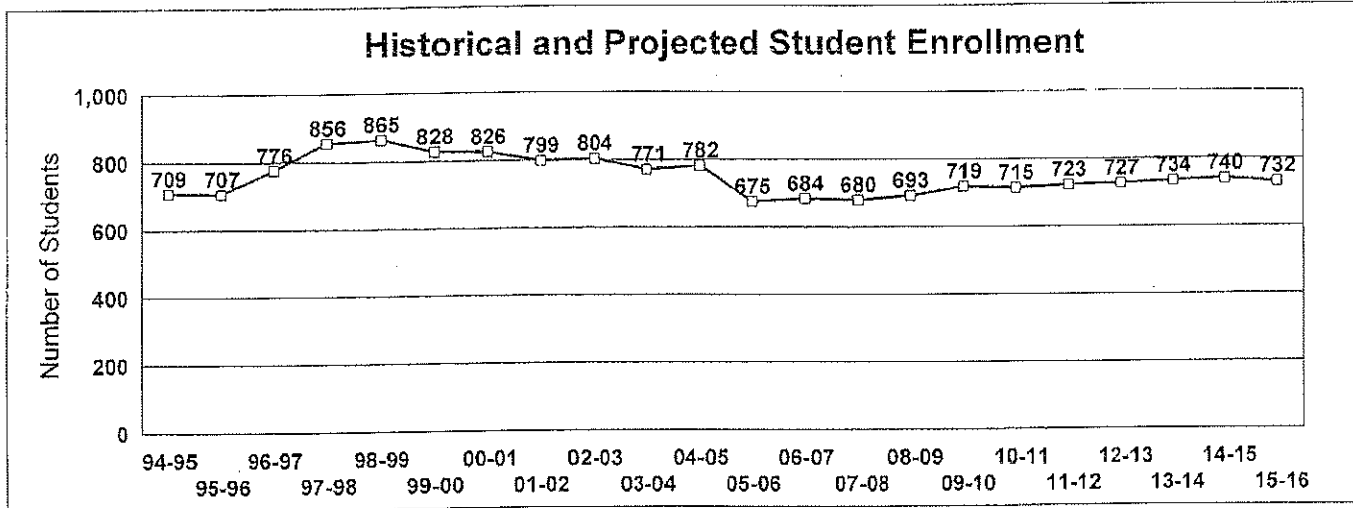
**The School Board of Sarasota County, Florida  
Fruitville Elementary School**

School Principal:	Dr. Laura Kingsley	Year School Opened	1941
School Address:	601 Honore Avenue Sarasota FL 34232	Year Renovated	2005
School Phone	(941) 361-6200	Free / Reduced Lunch Percentage	52.31%
School Web Site	sarasotacountyschools.net/fruitville	Title One School	NO

**Student Enrollment Forecast through 2015-2016**

Historical Student enrollment by Grade level information (Based upon October of each school year)

Student Enrollment by Grade Level									
Grade Level	2007-2008	2008-2009	2009-2010	2010-2011	2011-2012	2012-2013	2013-2014	2014-2015	2015-2016
Pre Kindergarten	35	31	37	47	54	55	57	59	60
Kindergarten	113	129	124	106	109	109	109	109	114
First	109	116	113	133	111	114	114	114	114
Second	111	101	112	107	130	108	111	111	114
Third	108	107	117	107	109	132	110	113	113
Fourth	93	116	109	107	104	105	128	106	110
Fifth	111	93	107	108	107	104	105	127	106
<b>Total by Grade</b>	<b>680</b>	<b>693</b>	<b>719</b>	<b>715</b>	<b>723</b>	<b>727</b>	<b>734</b>	<b>740</b>	<b>732</b>
Students by Program funded through the Florida Education Finance Program									
Basic Education	380	377	373	361	365	368	371	374	370
E.S.O.L.	50	64	78	81	82	82	83	84	83
Students with Disabilities K-3	133	135	146	157	158	159	161	162	160
Students with Disabilities 4-8	88	85	78	80	81	81	82	83	82
Students with Disabilities 9-12									
ESE Level 4	23	23	27	38	38	38	39	39	38
ESE Level 5				1	1	1	1	1	1
<b>Total Students by Program</b>	<b>673</b>	<b>683</b>	<b>702</b>	<b>718</b>	<b>725</b>	<b>730</b>	<b>737</b>	<b>743</b>	<b>734</b>

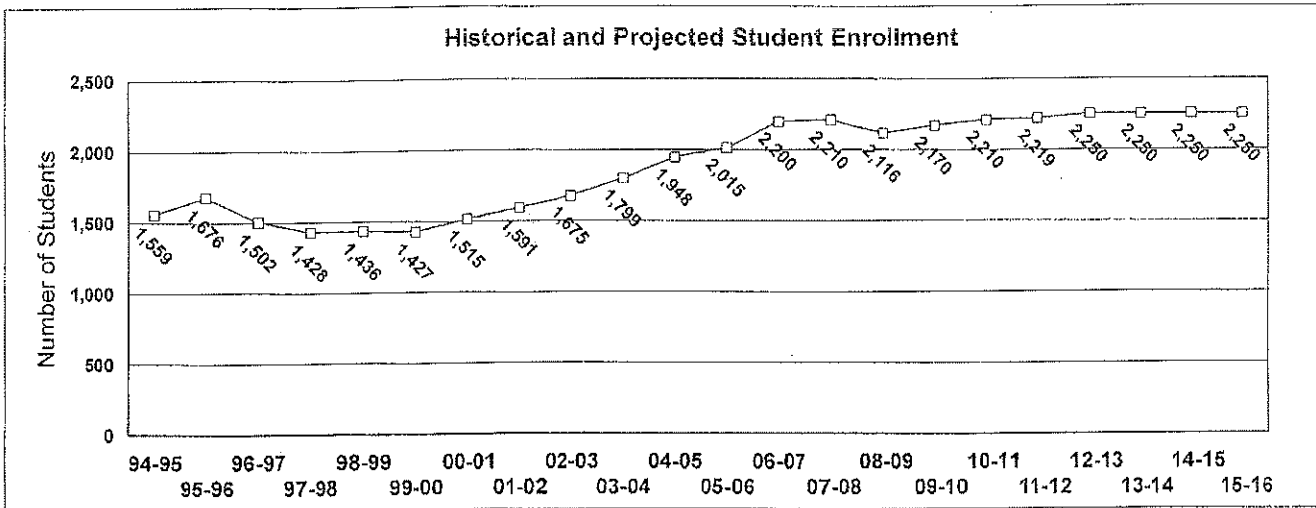


**The School Board of Sarasota County, Florida  
Pine View**

**Student Enrollment Forecast through 2015-2016**

Historical Student by enrollment by Grade level information (Based upon October of each school year)

Student Enrollment by Grade Level									
Grade Level	2007-2008	2008-2009	2009-2010	2010-2011	2011-2012	2012-2013	2013-2014	2014-2015	2015-2016
PreKindergarten									
Kindergarten									
First									
Second	113	80	109	108	111	111	111	111	111
Third	153	144	113	150	146	146	146	146	146
Fourth	160	166	171	154	180	180	180	180	180
Fifth	215	174	198	197	176	176	176	176	176
Sixth	289	286	234	284	271	271	271	271	271
Seventh	277	265	300	249	293	293	293	293	293
Eighth	263	266	270	298	247	247	247	247	247
Ninth	222	182	242	224	242	242	242	242	242
Tenth	191	193	169	207	197	217	217	217	217
Eleventh	181	185	185	164	200	200	200	200	200
Twelfth	166	175	181	175	168	169	169	169	169
<b>Total by Grade</b>	<b>2,210</b>	<b>2,116</b>	<b>2,170</b>	<b>2,210</b>	<b>2,219</b>	<b>2,250</b>	<b>2,250</b>	<b>2,250</b>	<b>2,250</b>
Students by Program funded through the Florida Education Finance Program									
Basic Education	0	11		9	9	10	10	10	10
E.S.O.L.									
Students with Disabilities k-3	263	222	222	255	256	260	260	260	260
Students with Disabilities 4-8	1,170	1,149	1,158	1,170	1,175	1,191	1,191	1,191	1,191
Students with Disabilities 9-12	745	717	764	750	754	764	764	764	764
ESE Level 4									
ESE Level 5									
Vocational									
<b>Total Students by Program</b>	<b>2,179</b>	<b>2,099</b>	<b>2,144</b>	<b>2,185</b>	<b>2,194</b>	<b>2,225</b>	<b>2,225</b>	<b>2,225</b>	<b>2,225</b>



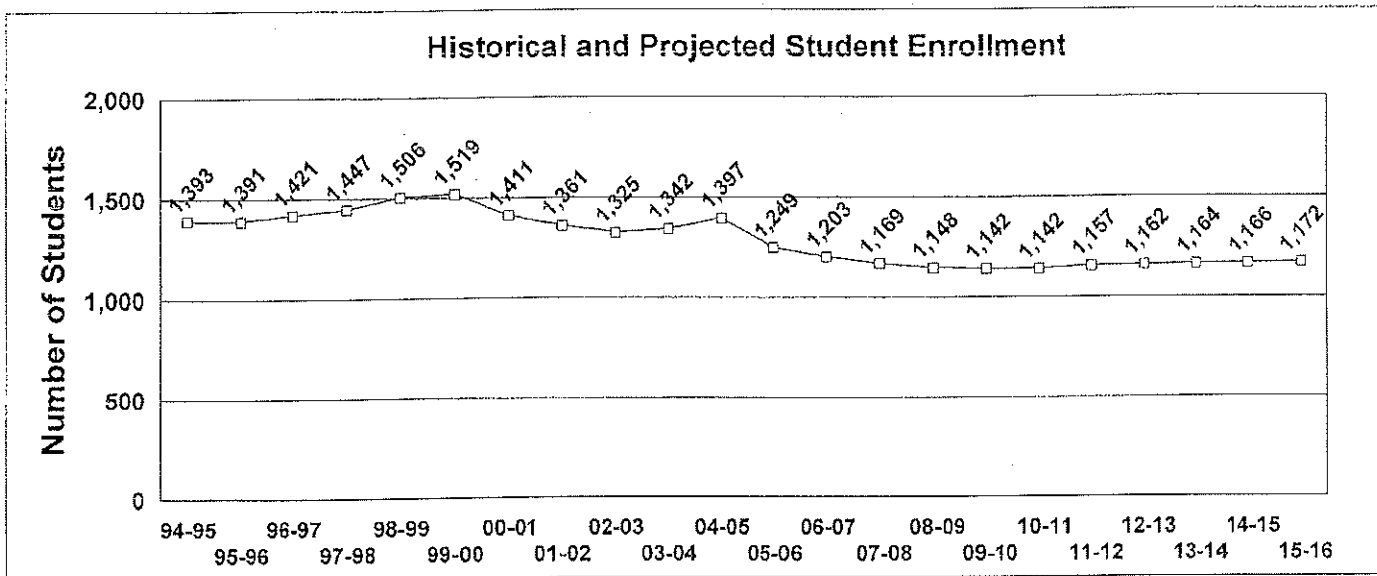
**The School Board of Sarasota County, Florida  
Sarasota Middle School**

School Principal:	Ms. Karen Rose	Year School Opened	1992
School Address:	4826 Ashton Road Sarasota, FL 34231	Year Renovated	N/A
School Phone	(941) 361-6464	Free / Reduced Lunch Percentage	31.00%
School Web Site	www.sarasotamiddleschool.com	Title One School	No

**Student Enrollment Forecast through 2015-2016**

Historical Student by enrollment by Grade level information (Based upon October of each school year)

Student Enrollment by Grade Level									
Grade Level	2007-2008	2008-2009	2009-2010	2010-2011	2011-2012	2012-2013	2013-2014	2014-2015	2015-2016
Sixth	357	365	384	382	390	392	393	395	396
Seventh	433	367	389	382	393	392	393	394	396
Eighth	379	416	369	378	374	378	378	377	380
<b>Total by Grade</b>	<b>1,169</b>	<b>1,148</b>	<b>1,142</b>	<b>1,142</b>	<b>1,157</b>	<b>1,162</b>	<b>1,164</b>	<b>1,166</b>	<b>1,172</b>
Students by Program funded through the Florida Education Finance Program									
Basic Education	802	786	805	781	791	795	796	798	801
E.S.O.L.	19	21	11	13	14	14	14	14	14
ESE Level 4	2	1	1	1	1	1	1	1	1
ESE Level 5			0	0	0	0	0	0	0
Vocational									
<b>Total Students by Program</b>	<b>1,162</b>	<b>1,140</b>	<b>1,138</b>	<b>1,143</b>	<b>1,158</b>	<b>1,163</b>	<b>1,165</b>	<b>1,168</b>	<b>1,173</b>



**The School Board of Sarasota County, Florida  
Venice Elementary School**

School Principal:	Ms. Theresa Baus	Year School Opened	153
School Address:	150 East Miami Avenue Venice FL 34285	Year Renovated	2005
School Phone	(941) 486-2111	Free / Reduced Lunch Percentage	34.01%
School Web Site	sarasotacountyschools.net/veniceelementary	Title One School	No

**Student Enrollment Forecast through 2015-2016**

Historical Student enrollment by Grade level information (Based upon October of each school year)

Student Enrollment by Grade Level									
Grade Level	2007-2008	2008-2009	2009-2010	2010-2011	2011-2012	2012-2013	2013-2014	2014-2015	2015-2016
Pre Kindergarten	20	12	10	12					
Kindergarten	94	114	91	100	97	94	96	98	99
First	117	100	112	103	105	102	99	102	104
Second	109	116	80	103	98	96	93	90	92
Third	123	107	113	84	103	97	95	93	90
Fourth	105	126	99	104	82	98	93	92	89
Fifth	84	107	104	97	104	76	92	87	85
<b>Total by Grade</b>	<b>652</b>	<b>682</b>	<b>609</b>	<b>603</b>	<b>588</b>	<b>564</b>	<b>569</b>	<b>561</b>	<b>559</b>
Students by Program funded through the Florida Education Finance Program									
Basic Education	369	376	374	373	369	354	357	352	350
E.S.O.L.	6	18	25	25	25	24	24	24	23
Students with Disabilities K-3	173	148	118	121	113	108	109	108	107
Students with Disabilities 4-8	95	124	97	79	77	74	74	73	73
Students with Disabilities 9-12									
ESE Level 4	7	7	4	1	1	1	1	1	1
ESE Level 5		1		0	0	0	0	0	0
<b>Total Students by Program</b>	<b>650</b>	<b>672</b>	<b>617</b>	<b>599</b>	<b>584</b>	<b>560</b>	<b>565</b>	<b>557</b>	<b>555</b>

